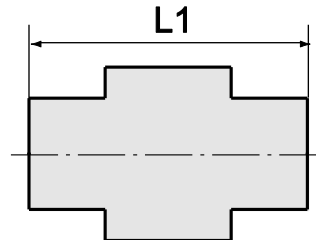


## Gerade Einschraubverschraubung Aus Messing




11.0417



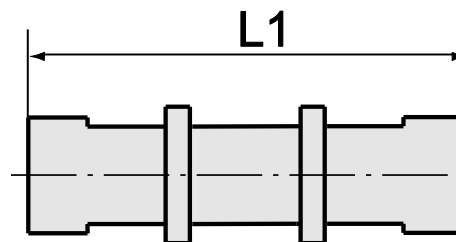
### Gerade Einschraubverschraubung, Außengewinde

| Artikel Nr. | Ident Nr. | Gewinde | Für Schlauch<br>mm | L1 mm | SW mm |
|-------------|-----------|---------|--------------------|-------|-------|
| 11.0412     | 110457    | M5      | 5/3                | 20,0  | 7     |
| 11.0413     | 110458    | G 1/8   | 6/4                | 27,0  | 14    |
| 11.0414     | 110459    | G 1/8   | 8/6                | 29,0  | 14    |
| 11.0416     | 110460    | G 1/4   | 6/4                | 29,0  | 17    |
| 11.0417     | 110461    | G 1/4   | 8/6                | 31,0  | 17    |
| 11.0418     | 110462    | G 1/4   | 10/8               | 33,0  | 17    |

## Schottverschraubung Aus Messing



12.0531



### Schottverschraubung

| Artikel Nr. | Ident Nr. | Gewinde | Für Schlauch<br>mm | L1 mm | SW mm |
|-------------|-----------|---------|--------------------|-------|-------|
| 12.0530     | 110463    | M10x1,0 | 6/4                | 44,0  | 14    |
| 12.0531     | 110464    | M12x1,0 | 8/6                | 50,0  | 17    |